

New Pure Ideas

# VitrA



VitroA

New  
Pure  
Ideas

# Contents

Awards	6-7
Blue Life	8
Green Bathroom Solutions	9
V-care	10-13
Rim-ex	14-17
VitrAfresh	18-19
Integrated Stop Valve	20
Photocell Urinals	21
Hygiene	22-23
Istanbul	24-25
Memoria Black	26-33
Infini	34-35
Metropole	36-45
D-Light	46-51
Central	52-53
Mirrors	54-57
Vanity Basins	58-59
Sento	60
Slim WC Seats	62
Special Needs WC Seat	63
Select	64-65
Antibacterial	66-67
Control Panel	
VitrA Pro	68
Concealed Cistern and	69
Control Panels	
<b>Faucets</b>	
Brava	72
Z-Line	73
X-Line	74
Aquasee	75
Solid S	76-77
<b>Showering Areas</b>	
V-Flow	80-81
Cosey	82-83
Spa Wellnes MicroSilk	84
Combo	85
VEO Compact Shower Unit	86-87
Enjoy	88
Shake, Wake, Take	89
Seat	90
Roomy	91
Icons Guide	92-93

# Design excellence recognized.

The superior design, quality and innovative features of Vitra products acknowledged with some of the world's most prestigious awards.



**Metropole Rim-ex, VitraFresh NOA**  
 GOOD DESIGN PLUS X AWARD product design award 2014



**Bella Wall-hung WC Pan**  
 Vitra Design Team  
 PLUS X AWARD GOOD DESIGN



**Watersmart Urinal**  
 Vitra Design Team  
 PLUS X AWARD GOOD DESIGN



**Memoria Washbasins**  
 Christophe Pillet  
 GOOD DESIGN



**Water Jewels Washbasins**  
 Vitra Design Team  
 GOOD DESIGN product design award 2013



**System Washbasins**  
 Vitra Design Team  
 PLUS X AWARD GOOD DESIGN



**Brava Faucet Series**  
 Pentagon Design  
 GERMAN DESIGN AWARD SPECIAL WINNER 2016



**Memoria Faucet Series**  
 Christophe Pillet  
 red dot design award product design 2014



**Nest Trendy Faucet Series**  
 Pentagon Design  
 PLUS X AWARD GOOD DESIGN



**Memoria Black Series**  
 Christophe Pillet  
 GOOD DESIGN GERMAN DESIGN AWARD WINNER 2016



**Istanbul Washbasins**  
 Ross Lovegrove  
 DESIGN PLUS presented by IISH



**Options Lux Series**  
 Vitra Design Team  
 GOOD DESIGN



**T4 Cascade Flow Faucet**  
 Indeed  
 PLUS X AWARD PLUS X AWARD



**X-Line Faucet Series**  
 Vitra Design Team  
 red dot design award product design 2014



**Flo-S Washbasin Faucet**  
 Vitra Design Team  
 PLUS X AWARD GOOD DESIGN



**Nest Trendy/Nest Furniture & CSW Series**  
 Pentagon Design  
 product design award 2014 GOOD DESIGN



**Notte Compact Shower Unit**  
 Nexus  
 Good Design Award 2012 TURKEY



**Roomy Compact Shower Unit**  
 Vitra Design Team  
 GOOD DESIGN



**Sirius Control Panel**  
 Vitra Design Team  
 PLUS X AWARD product design award 2013 DESIGN PLUS presented by IISH



**D-Light Series**  
 Vitra Design Team  
 GOOD DESIGN

# Blue Life

For our blue planet...



## Blue Life is Vitra's dedicated approach to sustainable production, management and design.

**Production**, our manufacturing plants make smart use of resources and invest in recycling systems that minimize raw material consumption and energy waste.

Through adjustments in kiln temperatures, we use 15 percent less energy in firing processes.

Our wastewater treatment system enables us to reuse all the effluent from our production processes and reduce freshwater consumption.

100 percent of the sludge from our ceramic sanitary ware plant is recycled as raw material for our tile production.

**Management**, sustainability is a central component of our management practices involving employees, stakeholders and social projects. Vitra employees receive training on efficient water and energy use, and we expect our business partners to share our concern and take action as well.

Vitra is a longstanding sponsor of the Eczacıbaşı Hygiene Project, which strives to improve the quality of life at primary boarding schools through improvements in infrastructure, social programs and awareness of good personal hygiene practices.

**Design**, sustainability principles guide our design process. Smartly designed Vitra products for residential and public spaces minimize end-user water consumption.

Our urinals, WC pans and faucets enable households to save as much as 190 tons of water per year.

### Production Certificates

- ISO 9001 Quality Management
- ISO 14001 Environmental Management
- ISO 50001 Energy Management
- OHSAS 18001 Occupational Health and Safety Management




Institut Bauen und Umwelt e.V.

World's first Environmental Product Declaration for ceramic sanitary ware



Institut Bauen und Umwelt e.V.

Turkey's first and only Environmental Product Declaration for faucets



Turkey's first European Water Label for faucets



## Green Bathroom Solutions

Environmentally-friendly Vitra products help construction projects to gain points toward LEED, BREEAM and DGNB Green Building Certification.



**24-50%**  
reduction in energy consumption

**40%**  
reduction in water use

**33-39%**  
decrease in CO<sub>2</sub> emissions

**70%**  
decrease in waste



breeam



This icon indicates Vitra products recommended for Green Building Certification.



Download PDF

Superior hygiene  
in full comfort.



Exclusively  
innovative,  
exclusively  
VitrA



Taking personal hygiene  
to a whole new level.

Developed by VitrA: The most advanced personal hygiene system available. V-care Rim-ex WC pan is easy to clean and keep germ-free thanks to its rimless design. This remote-controlled VitrA innovation offers the ultimate in sanitation and comfort with its self-cleaning bidet nozzle, auto open-close, adjustable water temperature, different washing options, air-drying and odor absorption features.



A very special WC pan with advanced functions and stunning form created by the world-renowned NOA design studio, the universal design of V-care WC pan will blend in any bathroom setting and allow for easy cleaning.



V-care WC pan offers different washing options for personalized hygiene suitable for the needs of each member of the family. The specially designed nozzle allows you to adjust water temperature, pressure and position for ultimate comfort. The nozzle automatically self-cleans before and after each use, and can be easily removed for manual cleaning if desired.



V-care is available in Basic and Comfort models, with a range of features that can be set to personal preference over a remote-control handset that is easy functioning via its hand-fitting ergonomic form and user-friendly interface. Basic comes with fundamental features at an affordable price, while Comfort offers the most rewarding experience you could expect from an advanced WC. A single button on the pan provides conventional washing for guests who might prefer simplified use, ensuring maximum convenience for everyone.

Comfort		Basic	
	<ul style="list-style-type: none"> <li>• Lady &amp; rear washing options.</li> <li>• Pulsating &amp; oscillating washing options.</li> <li>• Water pressure &amp; position adjustment.</li> <li>• Seat temperature adjustment.</li> <li>• Water temperature adjustment.</li> <li>• Dryer / dryer temperature adjustment.</li> <li>• Air purifier.</li> <li>• Automatic seat open-close.</li> </ul>		<ul style="list-style-type: none"> <li>• Lady &amp; rear washing options.</li> <li>• Water pressure &amp; position adjustment.</li> <li>• Seat temperature adjustment.</li> <li>• Water temperature adjustment.</li> <li>• Air purifier.</li> </ul>

# The WC pan that beats all formulas for easy cleaning!

Exclusively innovative, exclusively Vitra

- Easy cleaning with one wipe.
- 95 % more hygienic.\*
- No rim or hole where dirt or harmful organisms could collect.



\*Clearly superior:  
Tests undertaken by the Akdeniz University show Rim-ex is easier to clean and 95 % more hygienic as compared to standard WC pans.



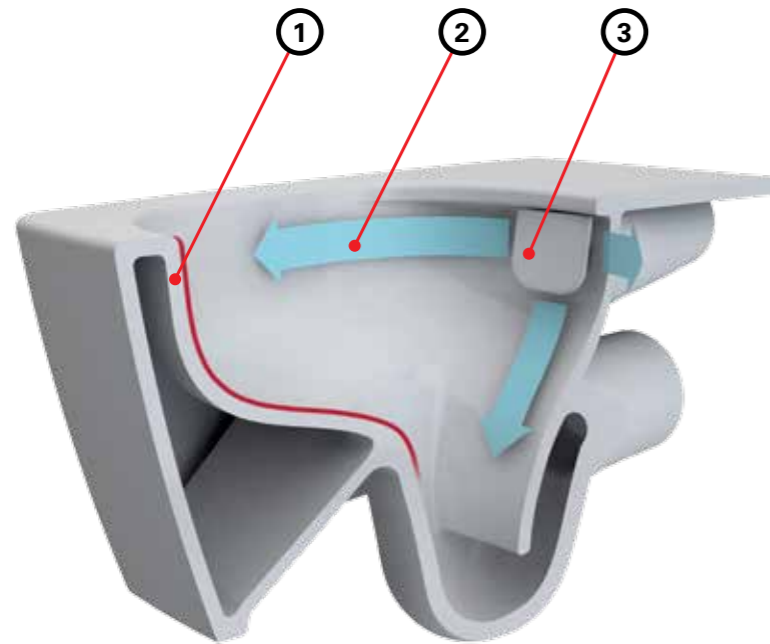
## Rim-ex eliminates the WC pan rim.



Rim-ex

The rimless WC pan Rim-ex prevents proliferation of harmful organisms thanks to its innovative design. Rim-ex is easy to clean, and offers maximum hygiene. Rim-ex WC pans are available in various models suitable for all bathroom styles.





**1. Rimless bowl**



- Easy to clean surface without channel.
- No rim or hole where dirt or harmful organisms could collect.
- Bowl shape designed for efficient flushing.

**2. Water outlet**

- Precise water distribution.
- No hole for bacteria to grow.

**3. Ceramic water diverter**

- Removable ceramic part for easy cleaning.



The wide Rim-ex product range includes a variety of forms and styles to match any bathroom series.

# Maximum hygiene and fresh odor WC pan with liquid cleaner tank.



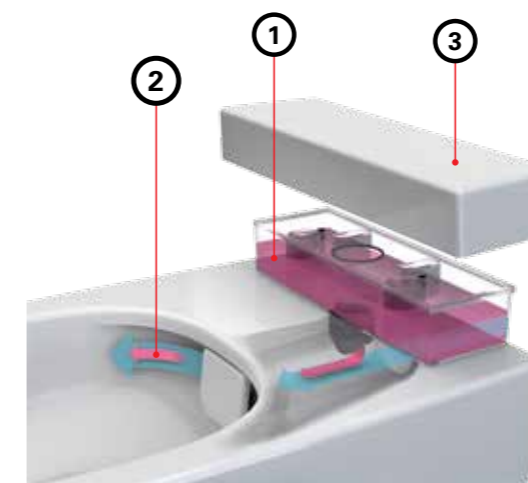
D-Light

VitrAfresh feature introduced with Metropole and Nest series is now available in D-Light series as well. The liquid cleaner tank on top of the WC pan adds detergent to the flushing water, maximizing hygiene and freshening the air with every flush. The stop valve integrated to the WC pan mixes hot and cold water and provides added comfort.



Metropole


The stop valve integrated to the WC pan allows users to mix hot and cold water coming from the bidet nozzle.



Nest

- 1 Liquid cleaner tank on top of the WC pan blends detergent\* with flushing water for maximum hygiene.
- 2 VitrAfresh ensures a pleasant odor in the bathroom together with superior hygiene and sanitation.
- 3 Removable lid enables easy cleaning.

\*The liquid detergent dispenser is safe to use with hypochlorous cleaning agents (bleach at up to 12,5 pH), non-abrasive detergents and fragrances.



Green building certification

Easy installation

Water saving

# Maximum comfort in each detail.



Thermostatic interval tap fixed on Metropole and Nest's integrated interval tap WCs enable to mix hot and cold water. For best use, it fixes water temperature to maximum 38 degrees.



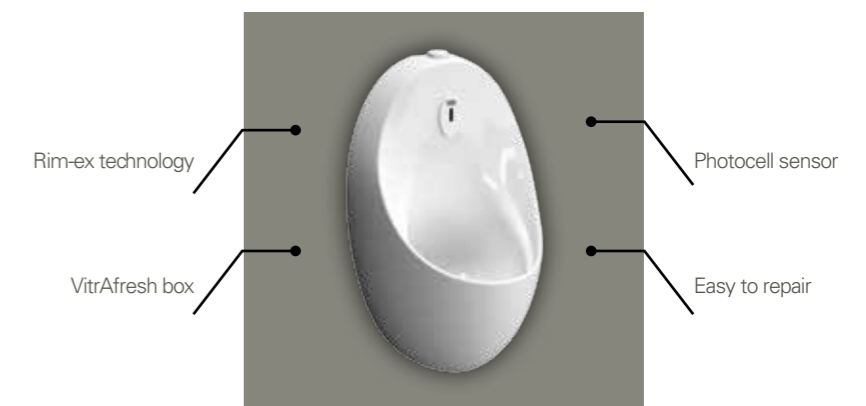
Interval tap fixed on the WC can mix hot and cold water at the desired ratio.

# New technologies for urinals: Hygiene and saving together.



VitrA new generation photocell urinals feature many characteristics. Photocell, Rim-ex and VitrAfresh technologies offer both hygienic use and water saving. Also, they are easy to repair.

- More hygienic with VitrAfresh technology
- Easier cleaning with Rim-ex technology
- No-touch use with photocell
- Water and energy saving
- Universal design for all spaces
- Easy to care / repair



# 4x4 hygiene with VitrA!

## 1. Easy cleaning with one wipe

### A- Rimless bowl


- Easy to clean surface without channel.
- No rim or hole where dirt or harmful organisms could collect.
- Bowl shape designed for efficient flushing.

### B- Water outlet

- Precise water distribution.
- No hole for bacteria to grow.

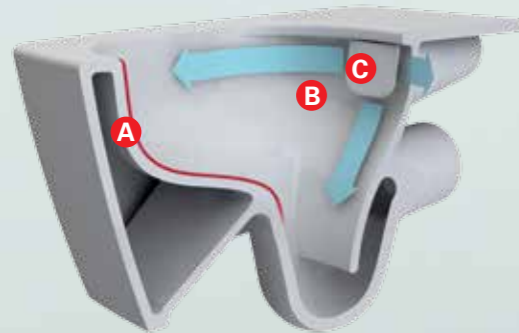
### C- Ceramic water diverter

- Removable ceramic part for easy cleaning.



## 2. Maximum hygiene and fresh odor WC pan with liquid cleaner tank

Liquid cleaner tank on top of the WC pan blends detergent with flushing water for maximum hygiene. VitrAfresh ensures a pleasant odor in the bathroom together with superior hygiene and sanitation. Removable lid enables easy cleaning.



# Smart hygiene technologies

## 3. Stain-free surface with VitrAclean

Limescale is persistent in most bathrooms. VitrAclean technology is a special double-glazing process that makes washbasins, WC pans, urinals and bidets water repellent. No harsh chemical cleaning agents are needed to keep them beautifully stain-free for years.\*



## 4. Hygienic surface with VitrAhygiene

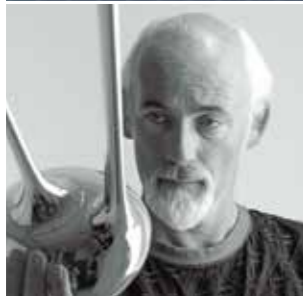
VitrAhygiene is a unique glazing process developed by VitrA to prevent germ proliferation in the moist bathroom environment. From washbasins to WC pans, bidets or urinals, sanitaryware produced with VitrAhygiene technology offer superior hygiene to users throughout the products' lifetime.\*



\*VitrAclean and VitrAhygiene are not applicable to toilet seats.

Thanks to VitrA smart hygiene technologies specially developed for you, easily achieve hygienic conditions in your bathroom and spend more time for you and your loved ones without wasting any time.

Inspired from nature.



Istanbul series created by  
**ROSS LOVEGROVE**

One of the most innovative and accomplished designers of the 21<sup>st</sup> century, and a recipient of countless awards, Lovegrove's work explores the creation of sculptural and organic shapes using sophisticated technology and materials. His design concept 'organic essentialism' is inspired by elements and aesthetics taken from the natural world and reshaped in futuristic forms. Sharing Vitra's passion for substantial innovation and design excellence, Ross Lovegrove represents the brand as its spokesperson in various platforms.




Excellent concert of nature and Istanbul.

Ross Lovegrove has created a new bathroom for Istanbul series with a sophisticated approach inspired by the nature. Outstanding combination of fluent and sculptural forms with fine lines is the evidence of the mastership of Vitra in production technology as well as the ability of Lovegrove to make use of the technology and materials. A continuation of natural and sophisticated line of Istanbul series, sink cupboard, Infinit sink, Istanbul and Memoria washbasin and fixture achieve an excellent cadence with the series. The design gets an elegant ambiance with 3 lacquered color options: Burgundy high gloss, white and olive green.



Perfection down to the smallest detail.



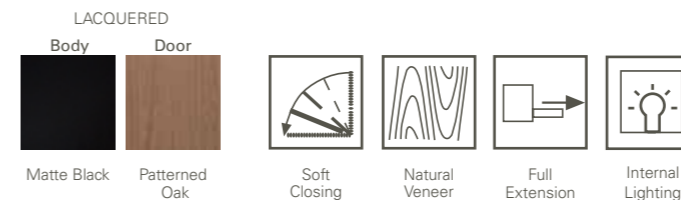
Memoria series created by **CHRISTOPHE PILLET**

A multidisciplinary designer involved in many fields from product and furniture design, interior decoration and architecture to scenography and artistic direction, Pillet has gained international acclaim for the wide range of his exceptional work. The French designer's close engagement with fashion world is reflected in his choice of materials and forms. To quote Pillet, as a designer he seeks to express "simplicity, timelessness and a touch of distant elegance."



Make a statement in your bathroom.

With Memoria Black, Christophe Pillet returns to his outstanding Memoria series for Vitra with a masterful play on nuances. Slim profiles and gracefully angular forms of the series' components are complemented by smartly thought out details, adding up to an exclusive bathroom experience. A rich variety of modules in different sizes allows you to mix and match the units and position them any way you want to create your self designed bathroom.





The open shelf unit of Memoria Black smoothly revolves on its hinge to reveal a mirror on its back side. Tall and slender, the dual-purpose unit cuts a contemporary figure in its tasteful combination of patterned oak and matte black.



Wide full-extension drawers with 40 cm and 80 cm depths provide ease of use and ample storage space.



Functional details add distinction to Memoria Black with a touch of advanced technology.



Roomy tall cabinets store all necessary bathroom items neatly together, opening up space for daily activity.



Magnetically attached mini magnifying mirror enhances the functionality of the attractive Deluxe Mirror while concealed LED lighting behind the mirror brings an artful glow to its immediate surroundings.



Deluxe anti-fog mirror is a fabulous convenience for personal care after a shower.





Rectangular, oval and round washbasins available in four color choices perfectly complete the bathroom furniture.

Stunning washbasin and WC pan designs in a range of colors with polished or matte glazing are among the features that make Memoria Black a natural choice for a discerning clientele.

- Various colors and gloss, matt glaze options.
- Functional wet area use thanks to the ada in the washbasin.
- Ergonomic use thanks to large washbasin and Rim-ex.



Round washbasin  
Matte black, 50 cm



Round washbasin  
Matte taupe, 50 cm



Round washbasin  
White, 50 cm



Round washbasin  
Matte white, 50 cm



Oval washbasin  
Matte black, 75 cm



Oval washbasin  
Matte taupe, 75 cm



Oval washbasin  
White, 75 cm



Oval washbasin  
Matte white, 75 cm



Rectangular washbasin  
Matte black, 85 cm



Rectangular washbasin  
Matte taupe, 85 cm



Rectangular washbasin  
White, 85 cm



Rectangular washbasin  
Matte white, 85 cm



Memoria Rim-ex WC pan  
Matte black



Memoria Rim-ex WC pan  
Matte taupe



Memoria Rim-ex WC pan  
White



Memoria Rim-ex WC pan  
Matte white

Memoria Rim-ex wall-hung WCs will be offered for sale on April 1, 2016 and Nest Rim-ex WCs on July 1, 2016.

# Unlimited form technology.



Set apart by their slim outline and sharper edges, Mineralcast washbasins introduce a new style in the bathroom. Perfectly smooth surfaces of Mineralcast bowls without overflow hole ensure superior hygiene.



Mineralcast rectangular washbasin 80 cm



Mineralcast square washbasin 40 cm



Mineralcast round washbasin 40 cm



Mineralcast TV washbasin 65 cm



Mineralcast oval washbasin 80 cm



System Infinit rectangle wsink 51cm



System Infinit rectangle sink 71 cm

Determines today,  
sets the vision for future.



**NOA**

The German industrial design agency NOA breaks off from conventional outlook to develop contemporary product ideas and design solutions firmly anchored in the latest trends and possibilities in marketing and technology. The multiple award-winning NOA creates relevant products with a focus on aesthetics, function and innovation.



The natural allure  
of elegant simplicity.

Prestigious Metropole series by the award winning design group NOA adds to its attraction with a new range of bathroom furniture. High-tech and trendy, Metropole stands out for smart functionality in tastefully restrained forms. With its wide range of Infinet and ceramic washbasins, the series offers nearly endless possibilities for a restful and inspiring bathroom decor.

THERMOFORM / GLASS		THERMOFORM / GLASS				
Plum	Black	Polished White	White	Soft Closing	Full Extension	Integral Lighting



Tall and medium tall cabinets with black glass doors offer ample space for all bathroom items.



With different dimensions for maximum ease of use; mineralcast vanity washbasins with 80, 100, 120 cm length options complement the graceful lines of the washbasin unit. Double drawer vanity cabinet with glass front panes is wide enough to neatly store anything you want within easy reach.



Metropole washbasin units are compatible with two washbasin options: Mineralcast and ceramic washbasins. Pure white color option of Metropole furniture helps create an elegantly natural bathroom decor.



LED-lit mirror cabinets provide soft illumination while making use of wall space for your storage needs.



Equipped with an integrated stop valve and available with optional Rim-ex technology, the multi-functional wall-hung WC pan is complemented by a soft close Slim seat.



Monobloc washbasin has 50x40x85 cm sizes



Another Metropole innovation is the WC pan with VitraFresh. The tank on top of the WC pan dispenses liquid detergent every time the WC is used, cleaning the pan thoroughly for maximum hygiene. Integrated stop valve on the WC pan eliminates the need to drill the wall for installation. Stop valve allows users to mix hot and cold water and provides added comfort.



Standard wall-hung WC



Compact wall-hung WC



Washbasin units with black or white glass front panes create a perfectly harmonious combination with the ceramic washbasins or mineralcast vanity washbasins of the series featuring metallic syphon cover for enhanced visual integrity.

- Wide product range of ceramic washbasins suitable for every taste and preference.
- New round and oval washbasins available for countertop or undercounter usage with or without faucet bank.



Countertop round washbasin  
White, 45 cm



Undercounter round washbasin  
White, 42 cm



Countertop round washbasin  
White, 45 cm



Countertop oval washbasin  
White, 60 cm



Undercounter oval washbasin  
White, 57 cm



Countertop oval washbasin  
White, 60 cm



Countertop rectangular washbasin  
White, 60 cm



Undercounter rectangular washbasin  
White, 57 cm



Countertop rectangular washbasin  
White, 60 cm



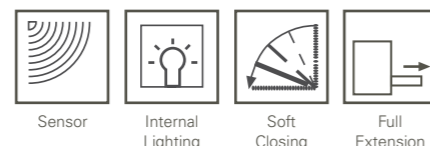

WC Pan, Slim Seat  
White

# Smart solution, cozy aesthetic in the bathroom.



New D-Light created the ideal bathroom furniture range by the combination of joyful and colorful designs with functionality. D-Light stands out with elegance as well as vivid and natural colors, and also offers exclusive bathroom experience.

THERMOFORM



# Smart solutions in the bathroom.



It could be customized to your needs and size of your bathroom thanks to the washbasin options and Slim WC seat option. VitrAfresh\* and Rim-ex provides complete hygiene in your bathroom.

Created by VitrA in-house design team, D-Light offers you smart solutions for your bathroom with good design and functionality.

\*Thanks to the detergent chamber on the WC pan, VitrAfresh mixes the detergent put into the chamber with the flushing water. So, it ensures nice smell and hygiene inside the WC.

\*\*Rim-ex eliminates dirt excellently with rimless internal bowl design and offers maximum hygiene. So, it is easy to clean with one wipe.





Integrated towel holder option for 60 cm washbasin



Wall hung WC



Rim-ex option in close-coupled WC



Rim-ex option in wall-hung WC



Close-coupled WC, back to wall



VitraFresh option



Alternative storage areas.

Rounded edges of furniture offer safe bathroom environment. Compatible with colorful design language; accessories such as roll holder and towel holder bring elegance and vividness to your bathroom.



Created by Vitra design team, D-Light offers smart solutions for your bathroom with pleasant designs and functionality.



LED ambiance lighting with an automatic sensor is available at the back of handle.

D-Light enables to save space in your bathroom by placing your items into alternative large storage areas such as side unit and tall units. LED lightens your bathroom with elegant ambience.

Just like how I want it.



Thanks to modern, aesthetic lines and useful designs of Central it is just like how you want it. With its wide range of products, it offers you to create functional useful bathroom in your dream.



Central allows you to design the bathroom that matches with your pleasure and needs with its modularity. It is enduring due to use of water-resistant thermoform material.

- Energy-saving LED washbasin unit and mirror
- Wide Storage Area
- Water-resistant thermoform material



Water resistant thermoform material



Wide storage area



LED lighting washbasin unit and mirrors



Reflections  
from Vitra...

Designed to enhance and  
complement the bathroom decor.



Attractive and functional Vitra mirrors in different price ranges add value to every bathroom.

- Color choices compatible with bathroom furniture series.
- Compatible shelf colors and sizes.
- Moisture-resistant LED lighting lasting 7 times longer and causing 10 times less radiating heat compared to fluorescent bulbs.



# Deluxe



Anti - fog flat mirror	Mini magnifier flat mirror
✓	✗
✓	✓
✗	✓
✗	✓

- Anti - fog
- Hidden LED Lighting
- Magnifier Mirror
- Magnet

Deluxe mirrors available with anti-fog feature or with inset magnifier bring bathrooms the convenience of advanced technology in contemporary design.

# Elite

	Mirror	Mirror cabinet
Sanded LED Lighting	✓	✓
Glass Shelves	✗	✓



Featuring a sanded LED stripe, Elite mirror cabinets are available in several furniture colors to match the bathroom decor.

THERMOFORM

White High Gloss	Matte White	Metallic Bronze	Oak	Walnut	Grey Oak	Metallic Mink	Golden Cherry	Hacienda Black	Dark Oak	Natural Oak	Soft Close	Internal Lighting

# Premium



Mirror	Mirror cabinet
✓	✓
✗	✓
✗	✓
✗	✓

- LED Fixture Lighting
- Double Mirror
- Power Plug
- Glass Shelves

Premium mirror cabinets are available in a wide range of furniture colors to perfectly complement any bathroom. Equipped with an internal mirror and power plug, Premium offers extra convenience.

THERMOFORM

White High Gloss	Hacienda White	Hacienda Black	Dark Oak	Anthracite High Gloss	Grey Birch High Gloss	Waved Natural Wood	Grey Oak	Metallic Mink	Metallic Bronze	Golden Cherry

- Soft Close
- Internal Lighting

# Classic

	Mirror	Mirror cabinet
Glass Shelves	✗	✓



Available in certain furniture colors, Classic mirror cabinets offer smart bathroom convenience.

MELAMINE ONTO MDF		THERMOFORM				
White	Golden Cherry	White High Gloss	Walnut	Metallic Bronze	Oak	Soft Close

# Vanity basins

VitrA beautifies your bathroom with functional solutions. Available with various size options, vanity basins bring elegance to bathrooms. Thanks to the large internal reservoir, these vanity basins are both elegant and practical and ideal to create the bathroom that you like.



Vanity basin, slim, 120 cm



Vanity basin, slim, 120 cm



Vanity basin, slim, 90 cm



Vanity basin, slim, 80 cm



Vanity basin, compact, slim, 60 cm



Vanity basin, slim, 60 cm

# Greater convenience with the Rim-ex options of Sento series.



Rim-ex

Designed to blend in with any bathroom decor, Vitra Sento wall-hung WC pans offer comfort with their ergonomically wide seating. Wall-hung WC enables easy cleaning under the pan, while the concealed cistern saves space and ensures a clean, streamlined look on the wall. Sento series includes standard and compact WCs equipped with advanced Rim-ex technology for superior convenience and hygiene in your bathroom.

# Vitra

## WC Seat

# Exquisitely slender contemporary design.

Exquisitely designed Vitra Sento-Bella and Metropole Slim seats differentiate with their extraordinarily slender silhouettes. Soft close and metal hinge features offer added convenience.



Metropole slim seat



Sento-Bella slim seat



Compatible with round-form WC pans; new Universal Design Ses yok (No-Noise) Slim WC seat closes soft and without noise thanks to its special mechanism. Designed particularly for safe use by kids, this seat is ideal for those that seek aesthetic appearance and functionality in bathroom.

# Special needs WC seat.

Vitra banishes accessibility problems from the bathroom with innovative solutions. Designed to accommodate seniors and persons with special needs, this WC seat can be fitted on compatible WCs to ensure safe and accessible comfort in any bathroom from private residences to facilities in public buildings such as hotels or hospitals.

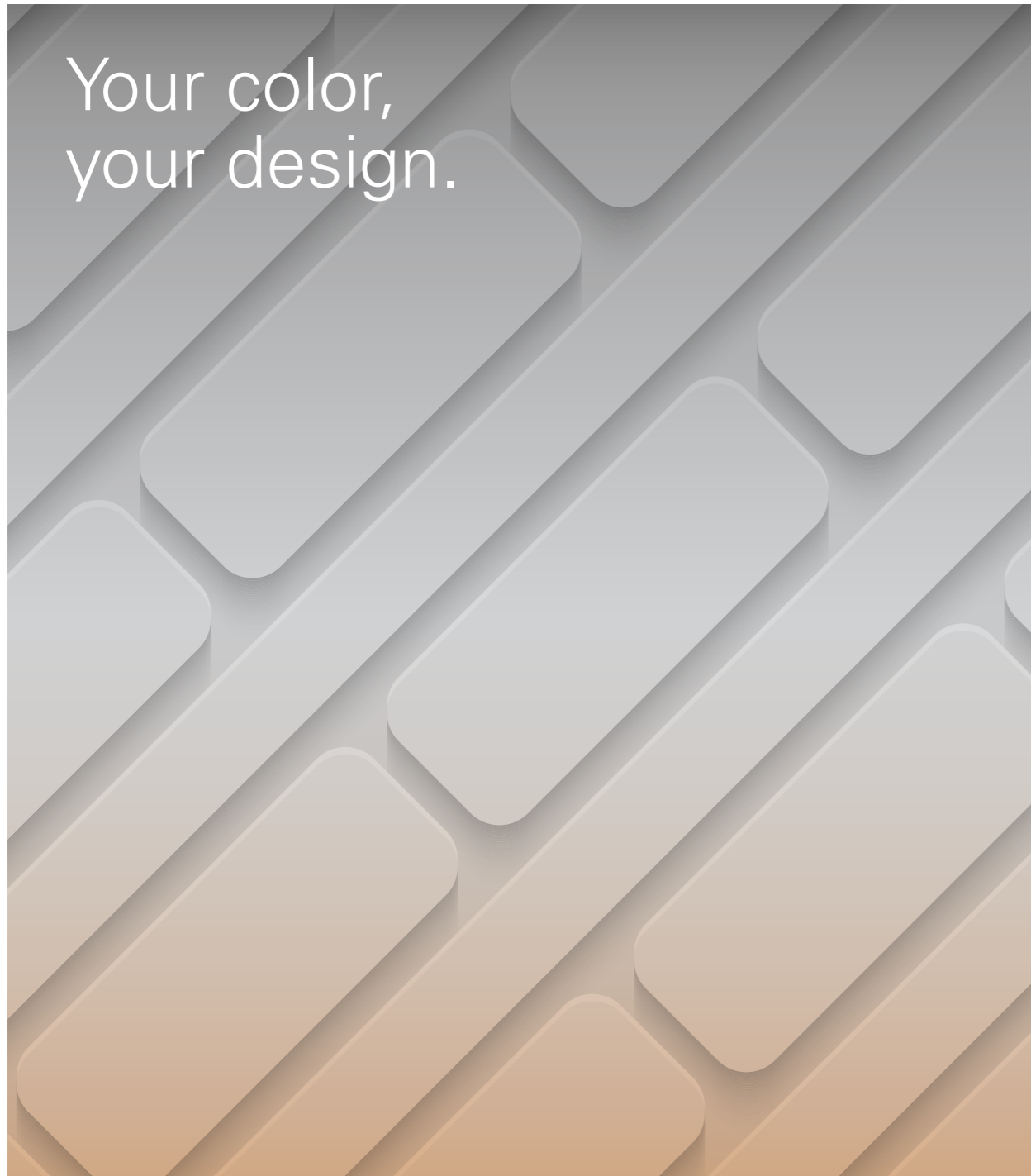


Conforma WC seat provides long-time safe use with special metal hinge and non-sliding lower support. It is easy to open and close thanks to the handle on the upper cover.

New 115 seat is also available with only lower seat option for comfortable use designed for those having special needs.



Your color,  
your design.



## Designer touch in the color of your choice.

The new control panel series of Vitra Select offers you a stylish panel available in a range of colors. With Select, you can choose the color and material that best emphasizes your style in your bathroom.



Glass - White - Chrome Button



Glass - Black - Chrome Button



Glass - White - Gold Button



Glass - Black - Gold Button




Metal - Polished - Chrome



Metal - Gold

Precise design with 99% antibacterial properties.



Effective protection with control panels!

VitrA makes a difference with its innovative designs and also stands out with the value it attaches to human health. Anti-fingerprint control panels now provide extra hygienic protection thanks to coatings made based on new formula.



Elegance




Sirius



Loop O



Loop R



Loop L



LOOP O, Single Flush

# Best of the best from VitrA.

VitrA's new concealed cistern VitrA Pro is more resistant, long-lasting and more quite thanks to its new design that is fully coated by styrofoam.



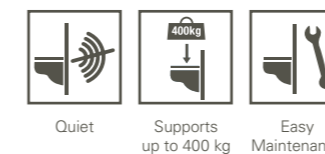
- Completely-noiseless operation behind the wall.
- Long-lasting thanks to the anti-sweat styrofoam coating.
- Easy installation with new interval tap and clamp

- Better-protected body against pressure that might occur during installation.
- Better fixing of the filling and discharge parts thanks to the advanced body design.
- So, it could be used for many years, like the first day.



# Superior quality and compatibility.

With VitrA's new concealed cistern ranges; concealed cisterns are now more resistant and more quite. The new product range offers high quality benefits.



Mechanical panels are designed in a wealth of models, colors and materials, offering a wider range of compatible choices for every concealed cistern model.

VitrA



Faucets

# Impressive design.

Now you can express your style in your bathroom with the confidently bold and sharp lines of new Brava series!



# The joy of the family.

Z-Line shares your passion for a pleasant and hygienic bathroom. Z-line sink and bath/shower mixers are user-friendly thanks to the series' convenient lever design; washbasin and the easy to clean smooth surface contribute to the cleanliness of your living environment.



# Defying time.

Enduring the years with its solid build, durability and soft contoured design, Artema's highly popular X-Line series now available in dazzling gold as well.



# Technological savvy.

Practical and hygienic water-saving photocelled faucets operate with a brand new sensor technology developed to help you preserve natural resources.



Wing Photocell controlled basin mixer



Nature Photocell controlled basin mixer

For those who appreciate  
the value of their homes.



Solid S Range's angled design in order  
to use small washbasins and find  
an opportunity for taking showers  
more comfortable into the narrow  
bathrooms.



The background of the slide is a close-up photograph of numerous water droplets of various sizes on a blue surface. The droplets are in sharp focus, showing their rounded, reflective shapes. The overall color palette is a range of blues, from deep navy to a lighter, almost white-blue where the droplets catch the light.

VitrA

Showering  
areas



# Designer drains for bathroom refinement.

A subtly decorative and highly efficient finishing touch for contemporary shower areas: Installed flush with the tile floor, V-Flow ensures greater shower accessibility as well as aesthetic continuity in the bathroom. V-Flow series now includes the exceptionally trim Thin Cut model that can be pared to your specifications for just the right effect on your bathroom floor.



- Can be installed wall-front or mid-floor in the shower areas.
- 304 grade stainless steel, one-piece non-welded casting.
- Extended or square shape options.
- Height adjustment set for sound insulation with sealing strip.
- Size choices from 30 to 120 cm.
- Reverse angle ducts designed to lock on the floor levelling when installed.

Exclusively innovative, exclusively Vitra



### Aquawall

Unusual design, great experience.


- Can be cut at desired dimensions (Max. 100 cm - Min. 30cm)
- No joint gap
- Metal frame
- Matte, gloss and golden coated seat option
- Excellent water discharge with S type siphon



### Thin Cut

Superbly slender and flexible.


- **Can be cut and applied in any size up to 120 cm.**
- Lean slim design.
- Perfect water drainage with S type waste.
- Matte, shine and gold color options.



### Premium

Premium look, perfect harmony with tile setting.

- Seamless joints.
- Metal frame.
- Matte, shine and gold plated cover options.
- Available in 30 cm, 50 cm, 60 cm, 70 cm, 80 cm sizes.



### Elegant

Perfect finish, smooth continuity.

- Seamless joints.
- Metal frame.
- Matte, shine and gold plated cover options.
- Tiled cover option.
- Available in 30 cm, 50 cm, 60 cm, 70 cm, 80 cm, 90 cm, 100 cm, 120 cm sizes.



### Style

Distinctive and affordable.

- Joint gap.
- No frame.
- Matte coated cover option.
- Tiled cover option.
- Available in 30 cm, 50 cm, 60 cm, 70 cm, 80 cm sizes.

# Compact Unit with Personal Care and Ablution Section

Cosey offers unique solutions to meet your needs; the dry area created for personal care and abluion needs makes your life easier with its easy-to-clean hygienic acrylic surface and ergonomic design. With Cosey, Vitra combines hygiene and comfort for you.



# A VitrA novelty: Water wellness in your home.

VitrA's novel spa solution transforms your bathroom into a private retreat for wellness, allowing you to enjoy the purifying, restorative power of water in the comfort of your home. Rich in dissolved oxygen thanks to the luxurious cloud of microbubbles created by Microsilks technology, the gentle action of water offers you a relaxing and rejuvenating spa experience that soothes your spirit as it tones up your body.



# Twice the function, twice the pleasure.

A sensible, revitalizing shower for your daily routine, or a comfy tub for long, luxurious bubble baths? Difficult choice - but you no longer have to choose one over the other. With Combo, VitrA combines the walk-in shower tray with a full-length tub to give you the best of both bathing experiences. Designed for easy access, the innovative Combo sets you free to enjoy a brisk shower, a soak in the tub, or a comfortably seated bath.



# Highly functional multi-purpose shower unit.

Meet the single unit that offers you a comprehensive all-in-one solution. Veo creates a neat space for your laundry box and washing machine alongside the shower column in different combinations. The 120x90 cm basic shower unit of Veo can be expanded to your desire to include laundry storage unit for washing machine, shower column, a seat and a towel hanger.

Thanks to the bathrobe and towel holder, it is easy to reach the bathrobe or towel without stepping out of the shower area.

6 mm-thick tempered glass that surrounds the showering area is resistant to breaking or impacts.

70x75 cm additional unit with reflected glass can be added to use for washing machines and driers.



Optional shower column.

The optional 40 lt drawer is available in water-tight iroko and white acrylic finishes.

## The pure delight of a shower massage.

Enjoy shower massage systems transform the bathroom into a private wellness center. Practical and modernistic in style, Enjoy 03 is available in black or white and offers two different overhead shower alternatives. The invigorating Enjoy 03 is a smart choice for contemporary bathrooms with its affordable price and optional compact unit.



- Direction adjustable, anti-calc chrome water jets.
- Hygienic cast acrylic body.
- Vitra hand rain shower.
- Spout (for XL).
- Large overhead shower (for XL).

## Start the day fit with shower massage.

There is nothing like shower massage to start the day fit... Start the day good with Vitra massage shower systems that have waterfall flow that brings the nature to your bathroom, easy-to-clean glass body and rack versions that offer easy use.


Exclusively innovative, exclusively Vitra



**Shake** with waterfall flow, **Wake** with easy-to-clean glass body and **Take** with easy-to-use rack option provide you with pleasure and comfort. There is also spout in shower systems that are available in black and white color options.

# How would you like to have your shower?

Seat, reflecting the innovative Vitra lines with its modern design and integrated seating area, creates an elegant space while bringing you a practical and ergonomic shower experience.



# Simply safe and comfortable.

The compactly functional shower unit Roomy offers shower comfort and safety to the entire family from the youngest to the oldest. Roomy features a thermostatic faucet that adjusts water temperature within safe limits to prevent dangerous surges of heat.



Smart and convenient, Roomy can transform your bathroom. You are certain to appreciate the deep drawer under Roomy's 90 cm wide ergonomic seat.



## Sanitaryware and Complementary Products, Bathroom Furniture Icon Guide



### Water saving

Developed by Vitra with special bowl structures and low-flow internal mechanisms, the 2,5/4 l water conserving WC pans provide efficient flushing with less water and are certified for lowest water consumption by EU standards. When used together with Vitra concealed cisterns, these WC pans can reduce water consumption by up to 70 %.



### Rim-ex

The smoothly attractive rimless WC pan Rim-ex prevents germ proliferation and offers superior hygiene thanks to its innovative design. Tests undertaken by the Akdeniz University show Rim-ex is 95 % more hygienic as compared to standard WC pans.



### Green building certification

These products fulfill Green building certification (LEED, BREEAM and DGNB) criteria with their environmentally-friendly features including lower environmental footprint, water, conservation and the use of local materials as well as life cycle assessment (LCA), environmental product declaration (EPD) and sustainable forestry (FSC), certificates. They are recommended for projects aiming for a Green building certification.



### Natural veneer

Furniture surfaces are genuine wood veneer.



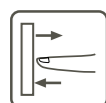
### Integral lighting

Special lighting system integrated behind the mirror provides a stylish and functional solution.



### Soft-closing

The gently slowed movement of drawers, doors and lids ensure silent operation and enhance safety for children or elderly users.



### Push to open

Designed without handles for an uncluttered symmetrical look, furniture doors and drawers are easily opened with a gentle push.



### VitrAclean

Limescale is persistent in most bathrooms. VitrAclean technology is a special double-glazing process that makes washbasins, WC pans, urinals and bidets water repellent. No harsh chemical cleaning agents are needed to keep them beautifully stain-free for years.



### VitrAhygiene

VitrAhygiene is a unique glazing process developed by Vitra to prevent germ proliferation in the moist bathroom environment. From washbasins to WC pans, bidets or urinals, sanitaryware produced with VitrAhygiene technology offer superior hygiene to users throughout the products' lifetime.



### Easy installation

Easy and quick installation with innovative applications.



### Special needs

Vitra bathroom products designed to accommodate seniors and people with special needs are wheelchair accessible and provide enhanced convenience in the bathroom.



### Full extension

Full extension drawers offer ease of use and optimum utilization of storage space.



### Heating function

Turned on or off with a button to one side. The matt metal piece will heat to a maximum of 55°C.



### Sensor

Eliminates lighting switches to provide a smarter look, turning lights on when approached or when lightly touched.



### Quiet

Thanks to the special filling group used internally, the concealed cistern works quietly. The Styrofoam coating provides extra insulation.



### Supports up to 400 kg (for wall-hung WC pans)

The combination of concealed cistern and wall-hung WC pan can carry up to 400 kg. Designed in consideration of possible forces that may be applied on the WC pan in emergencies, this product offers safety to users.



### Easy Maintenance

With a warranty period of five years, these products come with a guarantee against any failure. With control panels that are easily mounted and dismantled, access to the sub-plaster installations is easy.

## Faucets and Accessories Icon Guide



### Water conservation

Maximum comfort is ensured with minimum amount of water thanks to the special system used for faucets.



### Energy conservation

The grey band on the cartridge can be used to set an upper limit on water temperature, saving energy by avoiding unnecessary heating.



### Self-cleaning perlator

Prevents blockage for years on end by automatically discharging limescale and deposits up to 0,7 mm in size. Perlator doesn't need to be removed for cleaning. Ensures smooth water flow even under adverse conditions.



### Load-resistant

Tested for rigidity to withstand weights upto certain limits.



### LED-lit

Economic, long-lasting illumination with LED lighting.



### Focus mirror x2

Double magnifying.



### Focus mirror x3

Triple magnifying.



### Green building certification

These products fulfill Green Building Certification (LEED, BREEAM and DGNB) criteria with their environmentally-friendly features including lower environmental footprint, water, conservation and the use of local materials as well as life cycle assessment (LCA), environmental product declaration (EPD) and sustainable forestry (FSC), certificates. They are recommended for projects aiming for a Green Building Certification.



### Stickmaster

Special double-sided acrylic strip fixes products firmly in place without having to drill the wall for long durations.



### No calc

The specially designed silicon perlator discharges any lime build-up at the spout with a single touch.



### Custom size option

In addition to the standard size, product can be made to order at technically expedient sizes.



### Switch button

Switch operated light can be turned on or off.



### Horizontal-vertical use

Product can be set up horizontally or vertically as desired.



### Soft-close

Special hinge for silent and soft closing.

## Shower Area Icon Guide



### VitrA antislip

Developed to offer safety against the risk of accidents. Bathtubs and shower trays treated with VitrA antislip will not get slippery over the years as a result of frequent contact with soap and water.



### Special needs

Vitra bathroom products designed to accommodate seniors and people with special needs are wheelchair accessible and provide enhanced convenience in the bathroom.

## Head Office

VitrA Bathroom Group  
Eczacıbaşı Yapı Gereçleri  
San. ve Tic. A.Ş.  
Ali Kaya Sok. No:7 K: 5  
34394, Levent, İstanbul / Turkey  
T: +90 212 350 80 00  
F: +90 212 350 85 80  
www.vitra.com.tr

## Sales Offices

**TURKEY**  
Interna A.Ş.  
Ali Kaya Sok. No:7  
34394, Levent, İstanbul / Turkey  
T: +90 212 350 80 00  
F: +90 212 350 85 80

**CENTRAL EUROPE**  
Agrippinawerft 24  
50678, Cologne / Germany  
T: +49 (0) 221 / 27 73 68-0  
F: +49 (0) 26 22 / 88 95-500  
www.vitra-bad.de

**FRANCE**  
VitrA c/o Burgbad S.A.S  
Z.I. Le Poirier - CS 80019  
F - 28132 Nogent Le Roi Cedex/France  
T: +33 (0)1 39 97 88 19  
F: +33 (0)2 37 51 43 94  
info-contact@vitra-bad.fr

**UK & IRELAND**  
VitrA UK Limited  
Park 34, Collett  
Didcot, Oxon  
OX11 7WB  
United Kingdom  
Tel: +44 (0) 1235 750990  
Fax: +44 (0) 1235 750980  
www.vitra.co.uk

**VitrA RUSSIA (EBP)**  
Miklukho-Maklaya Str., 36A  
Room XXII, 5th Floor,  
Trading Centre "MC"  
Moscow 117279  
Russian Federation  
T: +7 (495) 640 44 14  
F: +7 (495) 640 44 14 - 134  
www.vitra-russia.ru

**USA & CANADA**  
Representative Office  
3000 Old Alabama Road,  
Suite 119 / 416  
Alpharetta GA 30022-8555  
T: +1-470 395-9337  
www.vitra-usa.com

## UAE

Representative Office  
Jumeirah Business Centre  
5 (JBC-5) Unit 1006  
Jumeirah Lake Towers (JLT)  
Dubai / UAE  
T: +971-4457 24 76  
T: +971-4457 24 67

## BAHRAIN

Unit No: 348, Building No: 2648,  
Road No: 5720, Area 257  
Amwaj Island / Kingdom of Bahrain  
PO Box No: 11770  
T: +973 16 030 646  
F: +973 16 030 676

## INDIA

EYAP Liaison Office  
Southern Park, 1st Floor Saket  
New Delhi - 110017 India  
T: +91-11-3019 4169  
F: +91-11-3019 4102  
M: +91-95-6088 7923

## Showrooms

**Cologne Showroom**  
Agrippinawerft 24  
D-50678 Cologne, Germany  
T: +49(0) 221/ 27 73 68-0  
F: +49(0) 26 22/ 88 95 500

**Moscow Taganskaya Showroom**  
Taganskaya Street 31/22  
109147 Moscow  
T: +7 (495) 221 76 10

**Serpukhov Showroom**  
Serpukhov Region Borisovo  
Village No:111  
142200 Serpukhov  
T: +7 (496) 738 06 07



VitrA